

Biotinylated Human Nectin-1/PVRL1/CD111 Protein

Cat. No. NEC-HM401B

Description	
Source	Recombinant Biotinylated Human Nectin-1/PVRL1/CD111 Protein is expressed from HEK293 with His tag and Avi tag at the C-Terminus. It contains Gln31-Thr334.
Accession	Q15223-1
Molecular Weight	The protein has a predicted MW of 36.9 kDa. Due to glycosylation, the protein migrates to 52-70 kDa based on Bis-Tris PAGE result.
Endotoxin	Less than 1EU per µg by the LAL method.
Purity	> 95% as determined by Bis-Tris PAGE > 95% as determined by HPLC

Formulation and Storage

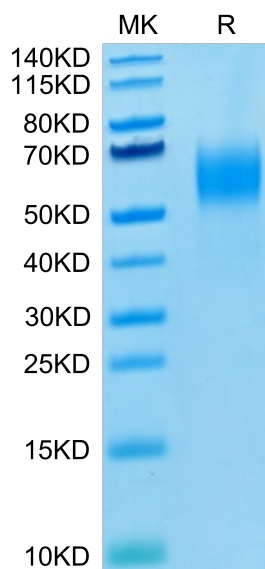
Formulation	Lyophilized from 0.22µm filtered solution in PBS (pH 7.4). Normally 8% trehalose is added as protectant before lyophilization.
Reconstitution	Centrifuge the tube before opening. Reconstituting to a concentration more than 100 µg/ml is recommended. Dissolve the lyophilized protein in distilled water.
Storage	-20 to -80°C for 12 months as supplied from date of receipt. -80°C for 3 months after reconstitution. Recommend to aliquot the protein into smaller quantities for optimal storage. Please minimize freeze-thaw cycles.

Background

Nectins are a small family of Ca²⁺-independent immunoglobulin (Ig)-like cell adhesion molecules (CAMs) that organize intercellular junctions. They are highly homologous to the human receptor for poliovirus, and as such have been alternately named poliovirus receptor-related proteins. Nectin-1 promotes cell-cell contacts by forming homophilic or heterophilic trans-dimers. Heterophilic interactions have been detected between Nectin-1 and Nectin-3 and between Nectin-1 and Nectin-4. Has some neurite outgrowth-promoting activity.

Assay Data

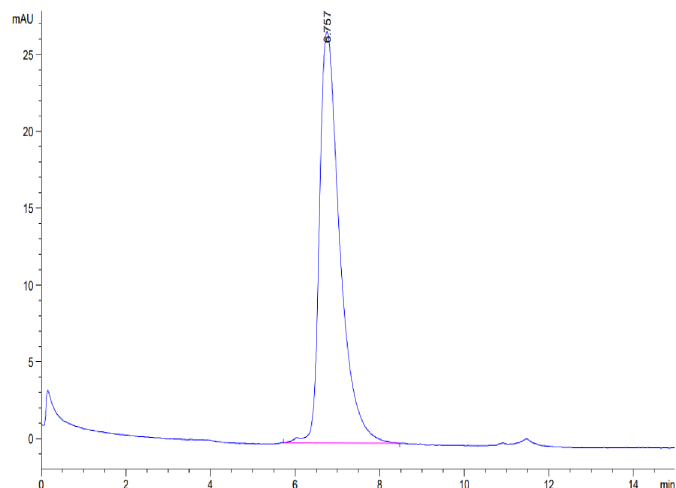
Bis-Tris PAGE



Biotinylated Human Nectin-1 on Bis-Tris PAGE under reduced condition. The purity is greater than 95%.

SEC-HPLC

Assay Data

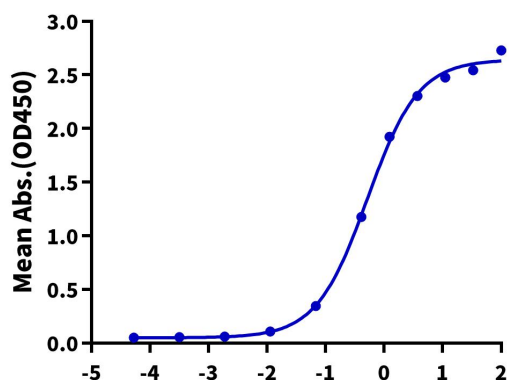


The purity of Biotinylated Human Nectin-1 is greater than 95% as determined by SEC-HPLC.

ELISA Data

Biotinylated Human Nectin-1, His Tag ELISA

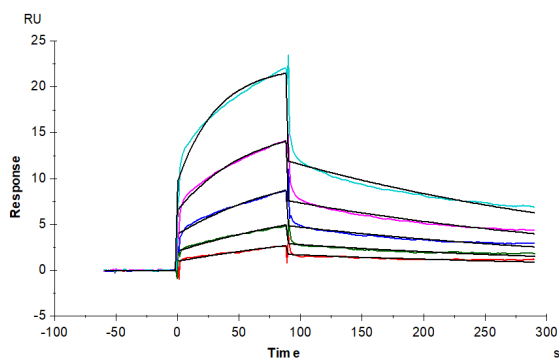
0.5µg Human Nectin-3, hFc Tag Per Well



Immobilized Human Nectin-3, hFc Tag at 5µg/ml (100µl/well) on the plate. Dose response curve for Biotinylated Human Nectin-1, His Tag with the EC50 of 0.52µg/ml determined by ELISA (QC Test).

Log Biotinylated Human Nectin-1, His Tag Conc.(µg/ml)

SPR Data



Human Nectin-4, hFc Tag captured on CM5 Chip via Protein A can bind Biotinylated Human Nectin-1, His-Avi Tag with an affinity constant of 22.83 nM as determined in SPR assay (Biacore T200).